

# Getting Started with SAS Academic Programs: Directions for Students

This document contains directions on how to create a SAS profile, register for [SAS courses](#) and access SAS Academic software. If you have any questions, please reach out to Alina Luchian at [alina.luchian@sas.com](mailto:alina.luchian@sas.com).

## 1. Create a SAS Profile and access the SAS Skill Builder of Students

**Step 1:** You can create a SAS profile [here](#) (if you don't have one already) preferably using a university email.

**Step 2:** Go to the SAS Academic Programs website for Students [here](#) (see Figure 1). Navigate to the middle of the page and click the "Log In to Get Free Resources" button.

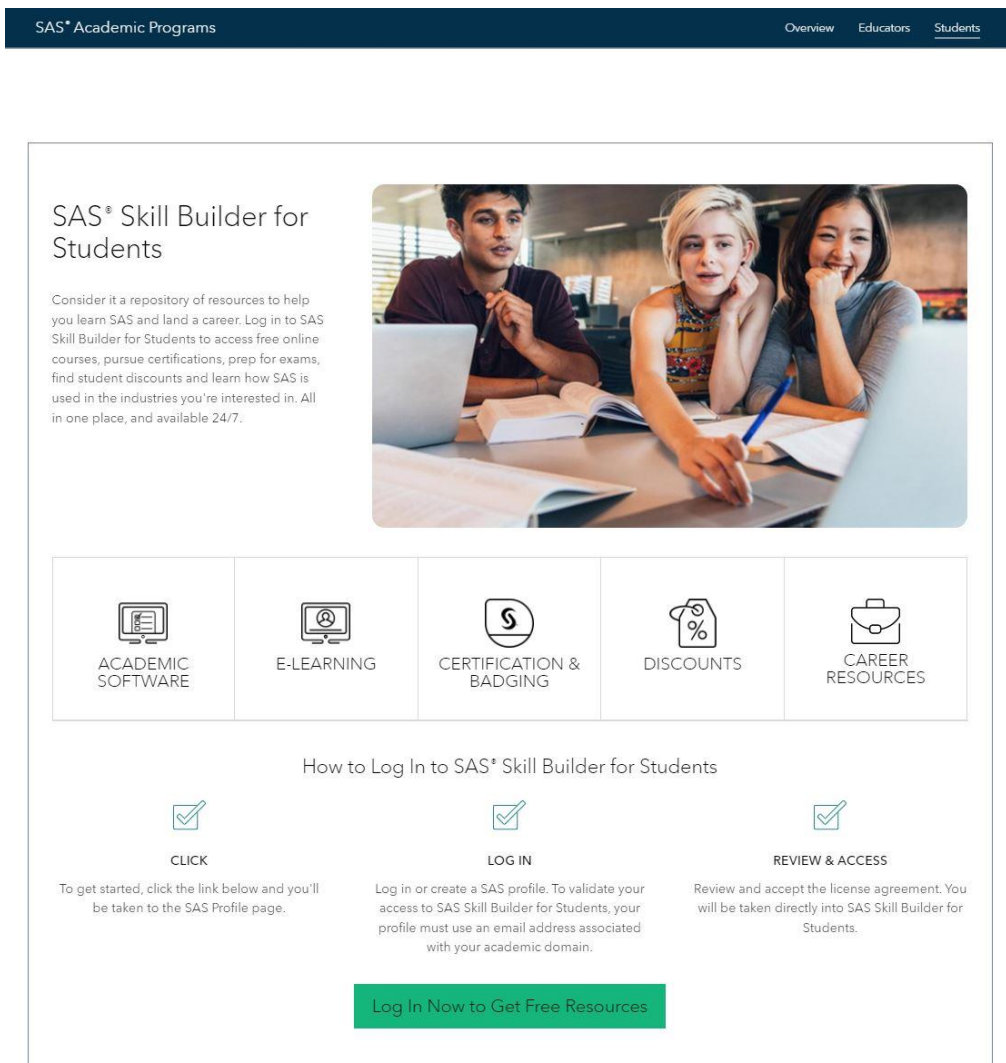


Figure 1: Login webpage to the SAS Skill Builder for Students Portal.

**Step 3:** If this is the first time you access the *SAS Skill Builder for Students Portal*, you will see the message displayed in Figure 2. To activate the *SAS Skills Builder for Students Portal* you must first accept the license agreement. This step is only necessary once and will automatically be omitted in your future visits.

The screenshot shows a web interface titled "My Training". On the left is a navigation menu with categories: Training (with sub-items: My Training, Find a course, e-learning, Live Web Classes, Locations, Learning formats, Discounts, Free Tutorials, Ask the Expert, Academy for Data Science, Learning Subscription), SAS Books, and Certification. The main content area is titled "My Training" and contains the following sections:

- Activate Your Product(s)**: A paragraph explaining that users can activate products after accepting the license agreement and using the "My Training" link.
- SAS Skill Builder for Students**: A section header.
- License Agreement**: A paragraph stating that users must read the terms and conditions before checking the "I Accept" box.
- Yes, I accept the License Agreement**: A checkbox for accepting the terms.
- A note: "You must accept the License Agreement in order to complete your activation of any training items."
- Submit**: A green button at the bottom left.

Figure 2: License Agreement prompt for the SAS Skill Builder for Students Portal

**Step 4:** After you click in the accept box, hit the submit button and you will be redirected to the **SAS Skill Builder for Students** home page (interface illustrated in Figure 3). From here you can access e-learning courses, schedule certification exams, browse career resources, use SAS software and more. Feel free to browse around the website and get accustomed with it.

The screenshot shows the home page of the SAS Skill Builder for Students. At the top, a blue header bar contains the text "Welcome Stefanos to SAS Skill Builder for Students!" on the left, and "Skill Builder Home" and "Helpful Links" on the right. Below the header are three main navigation buttons: "Learn SAS" (with a document icon), "Get SAS Certified" (with a SAS logo icon), and "Career Resources" (with a briefcase icon). The main content area features two large cards:

- Help me get started**: A card with a right-pointing arrow icon, text "If you're unsure where to begin, we have some recommendations.", and a "Get Tips" button.
- I want to build analytics skills**: A card with a computer monitor icon, text "Select a single course or work towards a SAS certification with hands-on training.", and a "Start Learning" button.

At the bottom of the page are three smaller buttons: "Free Software" (with a software icon), "Technical Tutorials" (with a video icon), and "SAS Documentation" (with a book icon).

Figure 3: SAS Skill Builder for Students Home Page.

## 2. How to access SAS software?


Click on the “Free Software” button on the bottom left part of Figure 3: SAS Skill Builder for Students Home Page. and you will be redirected to the available [SAS Academic Software](#) login page depicted in Figure 4. From here where you can choose between the [SAS On Demand for Academics](#) and the [SAS Viya for Learners](#). You can find a comparison of the two offerings and of the standard SAS Education Analytical Suite (the one that is typically offered through a paid license by your Institution) [here](#).

SAS® Academic ProgramsOverview Educators Students


FREE

### SAS® OnDemand for Academics


Access statistical analysis, data mining and forecasting software.




STUDENT



EDUCATOR



LEARNER




- Quickly launch a browser-based programming environment using SAS Studio.
- Learn SAS programming from basic to advanced techniques using coding or point-and-click tasks.
- Sharpen your analytics skills in data preparation, descriptive analyses and advanced statistical methods.
- Access the technology via the cloud and get up to 5GB of data storage.

Visit SAS OnDemand for Academics


FREE

### SAS® Viya® for Learners

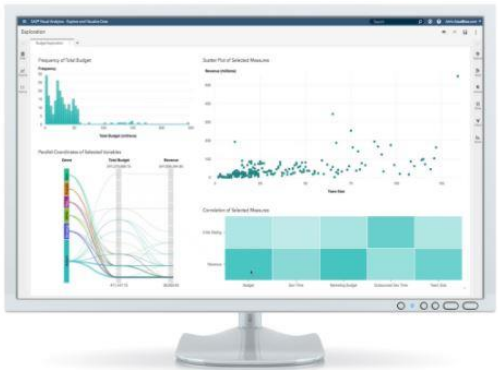
Build data science skills with a cloud-enabled, open analytics engine.



STUDENT



EDUCATOR



- Use an integrated suite of interactive visual interfaces for learning data science.
- Build proficiency in artificial intelligence, text analytics and machine learning modeling on a computing environment built to analyze big data.
- Access a preconfigured JupyterLab interface for R and Python integration with SAS.
- Get course materials to help educators build cutting-edge analytics curricula.

Visit SAS Viya for Learners

Figure 4: Available SAS Academic Software

## 3. How to learn SAS?

The [SAS YouTube channel](#) and the [technical tutorials](#) (bottom middle tab in Figure 3) are great resources to get quick but also concise exposure on SAS products and check out cases studies. For deeper engagement with a subject, you can access high-quality self-paced e-Learning courses for free.

To take an e-Learning course, click the “Start Learning” button shown in Figure 3 and you will be redirected to the “E-learning Courses and Certification Pathways” page depicted in Figure 5. From here you can access a comprehensive (but not exhaustive) selection of SAS e-Learning courses.

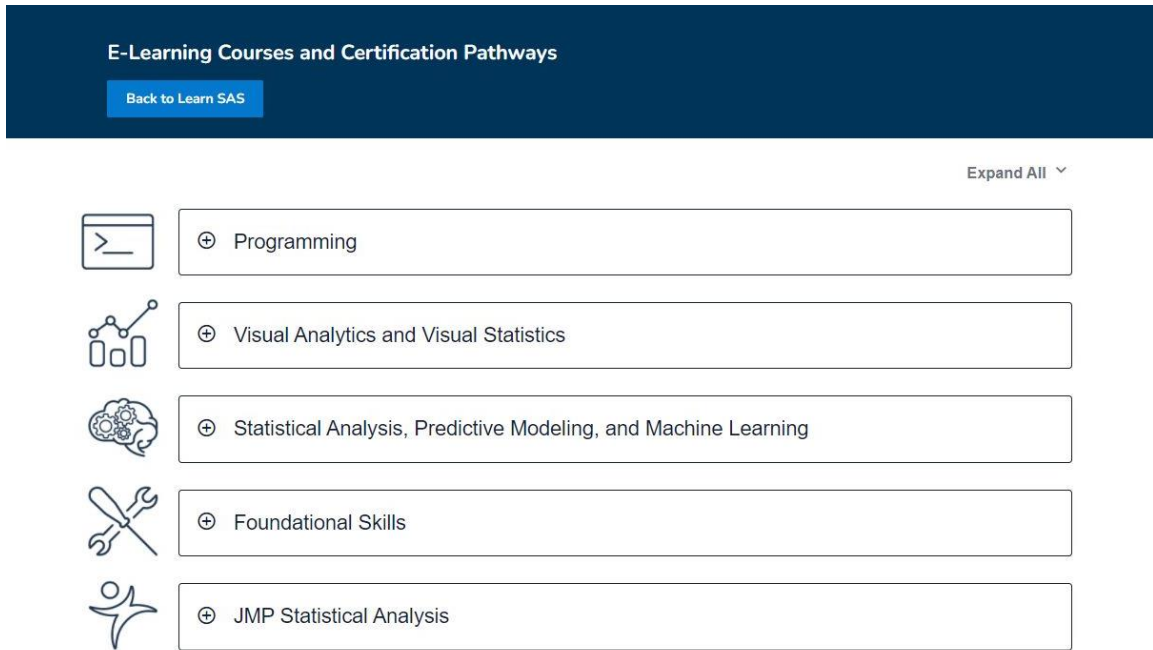


Figure 5: Illustration of the E-learning Courses and Certification Pathways webpage.

For example, if you select the “Visual Analytics and Visual Statistics” tab you will see the corresponding courses and certifications as shown in Figure 5.

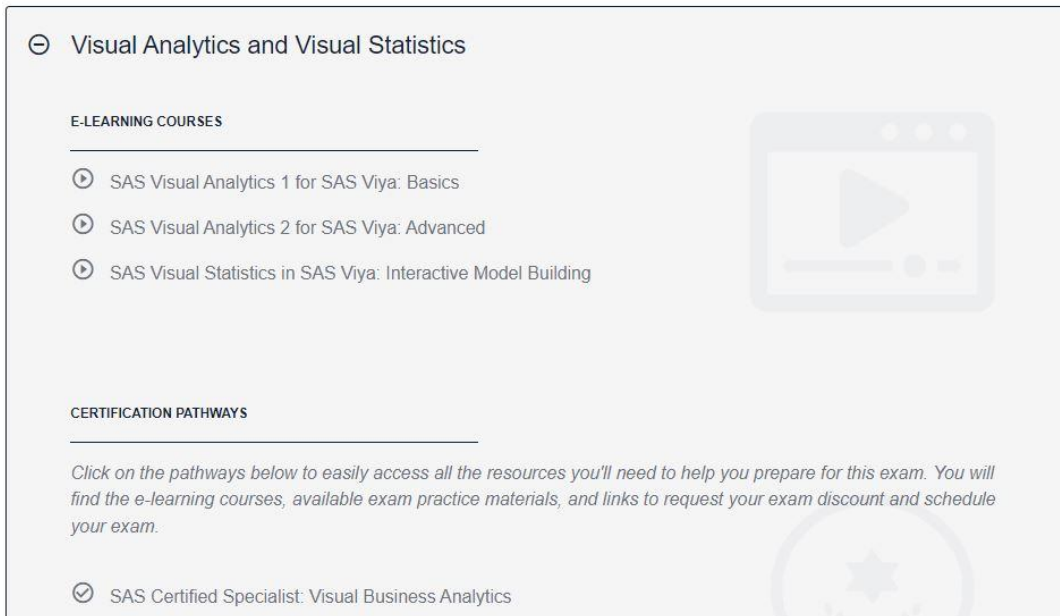


Figure 6: Visual Analytics and Visual Statistics courses

## 4. How to become SAS certified?

Upon completion of a course, you will receive a completion badge. If you also take and pass a certification exam (typically corresponds to material taught in 2-3 courses) you will receive a SAS certification badge to validate your newly acquired SAS knowledge.

To prepare and schedule a Certification exam follow the “Get SAS certified” tab in Figure 3 (also check out the SAS Global Certification website [here](#)). Certification exams can be scheduled online based on your availability. If your Academic Program has partnered with SAS to offer a SAS Academic Specialization, ask your Program Director for available SAS Certification Exam Discounts.