

Instalare Miktex



miktex download



[Toate](#)

[Imagini](#)

[Videoclipuri](#)

[Cărți](#)

[Știri](#)

[Mai multe](#)

[Setări](#)

[Instrumente](#)

Aproximativ 177.000 rezultate (0,40 secunde)

[miktex.org](#) › [download](#) ▼ [Traducerea acestei pagini](#)

Getting MiKTeX

Windows; Mac; Linux; Docker; All **downloads**. Installer; Portable Edition; Command-line installer.

To install a basic TeX/LaTeX system on Windows, **download** ...

Install MiKTeX on Windows

Install MiKTeX on Windows. To set up a basic TeX/LaTeX system ...

[Mai multe rezultate de la miktex.org »](#)

Prerequisites

MiKTeX for Windows requires one of the following Windows ...



This website uses cookies to personalize content and ads. [Learn More](#)

Accept

Install MiKTeX on Windows

To set up a basic TeX/LaTeX system, download and run the Basic MiKTeX Installer. MiKTeX has the ability to install missing packages automatically, i.e., this installer is suitable for computers connected to the Internet.

Before you run the installer, you should check the [prerequisites](#).



If you want to deploy MiKTeX in your organization, it is recommended that you use the MiKTeX Setup Utility to install MiKTeX silently on the client computers. Please read [this howto](#), for a step-by-step recipe.

Running the Basic MiKTeX Installer

The "Basic MiKTeX Installer" is used to set up a standard TeX/LaTeX system. The installer is available on the [download page](#). You start it with a double-click on the downloaded file.

Copying conditions

The wizard first shows the MiKTeX copying conditions:

Shared inbox for your team

Manage public email accounts as a team with Loop Shared

Running the Basic MiKTeX Installer

The "Basic MiKTeX Installer" is used to set up a standard TeX/LaTeX system. The installer is available on the [download page](#). You start it with a double-click on the downloaded file.



Acum e cel mai bun moment pentru a achiziționa mobilier și decorațiuni de calitate.

Windows Mac Linux Docker All downloads

Installer Portable Edition Command-line installer

To install a basic TeX/LaTeX system on Windows, download and run this installer.

Please read the [tutorial](#), if you want step-by-step guidance.

Date:	2/23/2021
File name:	basic-miktex-21.2-x64.exe
Size:	243.83 MB
SHA-256:	cb4160f7d3f310ff3490b51004596c2e42d272c08e8a1143d0757ece1ebf9d07


Download

- Curs-latex-25-ma
- raportare-cerceta
- OneDrive
- This PC
- 3D Objects
- Desktop**
- Documents
- Downloads
- Music
- Pictures
- Videos
- Windows (C:)
- Storage (E:)

Curs-latex-25-mai-2021

File name:

Save as type:



Basic MiKTeX Installer (21.2, 7722, 64-bit)



Copying Conditions

MiKTeX is freely redistributable under certain conditions.



The following article is an adaption of the article “Copying conditions for TeX Live” (reference given at the end).

Copying conditions for MiKTeX

To the best of our knowledge, all software in the MiKTeX distribution is freely redistributable (libre, that is, not necessarily gratis), within the Free Software Foundation’s definition and the Debian Free Software Guidelines. Where the two conflict, we generally follow the FSF. If you find any non-free files included, please contact us (reference given at the end).

I accept the MiKTeX copying conditions.

< Back

Next >

Cancel



Installation Scope

If you are administrator, you have the option to set up MiKTeX for all users.



Install MiKTeX only for me (Aurelian)

Almost always this is the recommended option.

Install MiKTeX for anyone who uses this computer (all users)

This option usually only makes sense if you are the administrator of a multi-user system. You and your users must be prepared to cope with an increased management effort in order to keep competing (admin vs user) installation directories in sync.

< Back

Next >

Cancel

Basic MiKTeX Installer (21.2, 7722, 64-bit)



Installation Directory

Choose a location for the installation directory.



Install MiKTeX to:

Browse...

< Back

Next >

Cancel

Basic MiKTeX Installer (21.2, 7722, 64-bit)



Settings

Set your preferences.



Preferred paper:

Install missing packages on-the-fly:

< Back

Next >

Cancel

Basic MiKTeX Installer (21.2, 7722, 64-bit)



Settings

Set your preferences.



Preferred paper:

Install missing packages on-the-fly:

- Yes
- No
- Ask me first

< Back

Next >

Cancel

Basic MiKTeX Installer (21.2, 7722, 64-bit)



Review

Review the settings.



MiKTeX Setup Wizard has enough information to start the task. If you want to review or change any of the settings, click Back. If you are satisfied with the settings, click Start.

Install basic packages to
C:\Users\Aurelian\AppData\Local\Programs\MiKTeX

Install MiKTeX only for the current user

Preferred paper size is A4

Packages will be installed on-the-fly

< Back

Start

Cancel

Basic MiKTeX Installer (21.2, 7722, 64-bit)




Executing


The main task is being executed.



Installing:



Overall progress



this is MiKTeX Setup Service 4.2 (MiKTeX 21.2)
starting installer...
Loading package database...

< Back

Next >

Cancel

Basic MiKTeX Installer (21.2, 7722, 64-bit)




Executing


The main task is being executed.



Installing: biber-windows-x64



Overall progress



this is MiKTeX Setup Service 4.2 (MiKTeX 21.2)
starting installer...
Loading package database...
starting package maintenance...
installation directory: C:\Users\Aurelian\AppData\Local\Programs\MiKTeX
package repository: C:\Users\Aurelian\AppData\Local\Temp\mik32701



< Back

Next >

Cancel

Basic MiKTeX Installer (21.2, 7722, 64-bit)




Executing


The main task is being executed.



Installing:



Overall progress



this is MiKTeX Setup Service 4.2 (MiKTeX 21.2)
starting installer...
Loading package database...
starting package maintenance...
installation directory: C:\Users\Aurelian\AppData\Local\Programs\MiKTeX
package repository: C:\Users\Aurelian\AppData\Local\Temp\mik59640



< Back

Next >

Cancel

Basic MiKTeX Installer (21.2, 7722, 64-bit)



Update Check

Check for updates now.



MiKTeX has been successfully installed.

In order to obtain an up-to-date installation, it is recommend that you allow MiKTeX to check for updates now. This will happen in the background. You will be notified, if updates are available.

Check for updates now

< Back

Next >

Cancel



Completing the MiKTeX Setup Wizard

You have successfully completed the MiKTeX Setup Wizard.

A SHORT STORY
by A. U. Thor

Once upon a time, in a distant galaxy called Ööç, there lived a computer named R. J. Drofnats.

Mr. Drofnats—or “R. J.”, as he preferred to be called—was happiest when he was at work typesetting beautiful documents.

Please help keep the machinery going. Donate to the MiKTeX project!

Tell me more

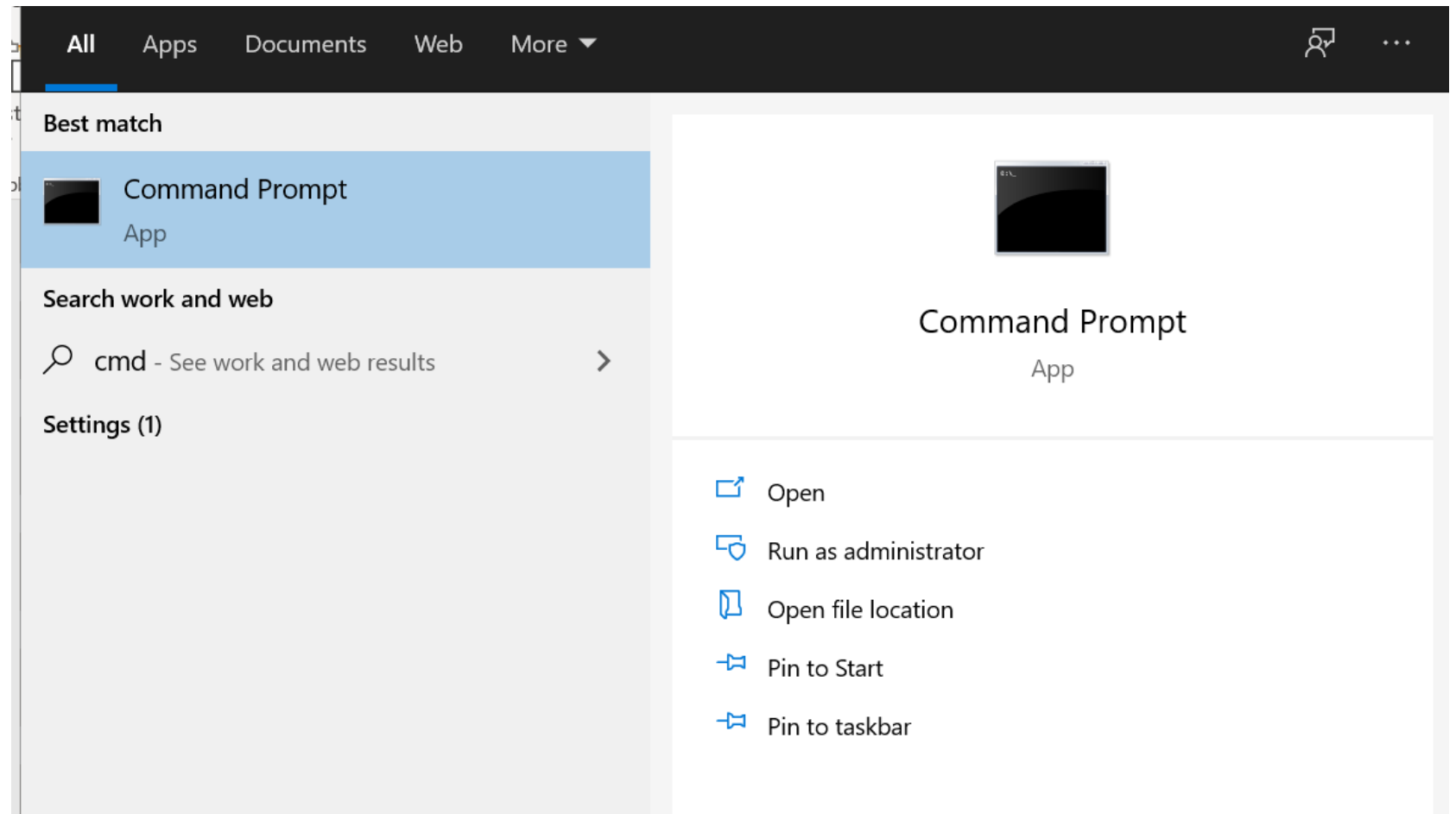
To exit the wizard, click Close.

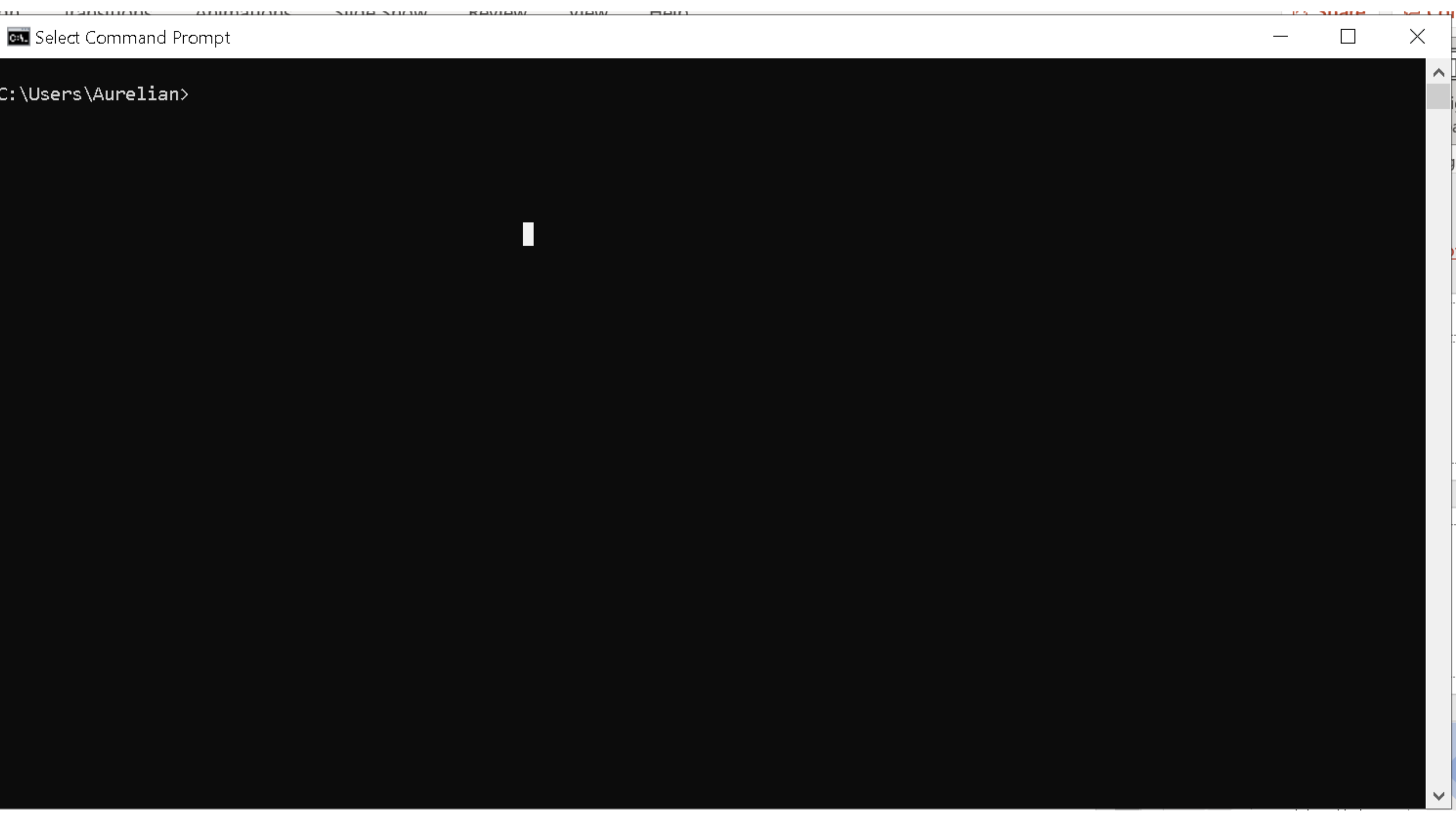
Close

Cancel

Cum verific daca s-a instalat ?

- In windows
 - Start/Cmd





Select Command Prompt

C:\Users\Aurelian>

```
C:\Users\Aurelian>latex
```

```
This is pdfTeX, Version 3.141592653-2.6-1.40.22 (MiKTeX 21.2)
```

```
**
```

```
C:\Users\Aurelian>pdflatex
```

```
This is pdfTeX, Version 3.141592653-2.6-1.40.22 (MiKTeX 21.2)
```

```
**
```